


LONG BEACH UNIFIED SCHOOL DISTRICT

# At-a-Glance 2015-16



[www.lbschools.net](http://www.lbschools.net)

## Our Mission

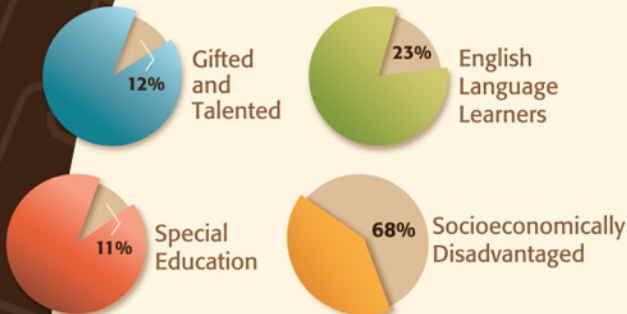
To support the personal and intellectual success of every student, every day.

# School District Overview



## Students

• K-12 Enrollment: **79,175**

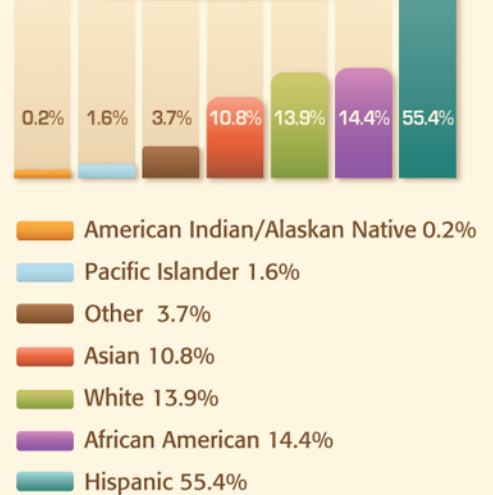


## Facilities



Measure K school bonds, approved by 71 percent of local voters in 2008, are being used to build new schools and renovate existing ones.

## Student Diversity



## School District Budget



\$798 million operating budget for 2015-16

## Local Control

### Local Control Funding Formula (LCFF)

The LCFF is California's formula for determining the level of state funding provided to school districts. The funding helps to improve learning for all students, and supplemental funds are devoted to helping students from low-income families, students who are learning English as a second language, and foster youth.

### Local Control Accountability Plan (LCAP)

The LCAP is the Long Beach Unified School District's 111-page, three-year plan for using LCFF funding. The state-mandated LCAP includes three sections:



1. Goals and Progress Indicators
2. Stakeholder Engagement\*
3. Actions, Services and Expenditures

\*A stakeholder is someone who is involved with or affected by the school district.



- **The State's Eight Priorities**
- 1) Student Achievement
  - 2) Student Engagement
  - 3) Parent Involvement
  - 4) School Climate
  - 5) Common Core State Standards
  - 6) Access to a Broad Curriculum
  - 7) Basic Services
  - 8) Other Student Outcomes

## Progress Indicators

	2013-14	2014-15
K-12 Attendance Rate	96.0%	95.9%
Advanced Placement Participation, Grades 9-12	22.3%	23.7%
Advanced Placement Participation, Grades 11-12	33.2%	35.1%
Advanced Placement Exam Pass Rate, Grades 9-12	49.7%	46.1%
Advanced Placement Exam Pass Rate, Grades 11-12	47.6%	44.0%
Algebra Enrollment, Grade 8	49.9%	50.1%
Algebra Passed with a "C" or Better, Grade 8	78.1%	85.0%
Algebra Passed with a "C" or Better, Grade 9	51.2%	45.7%
Graduation Rates (4-Year Cohort)	80.8%	81.0%
A-G Entrance Requirements for Cal State and UC	41.9%	49.0%*
K-12 Suspension Rate (goal is to reduce suspensions)	4.1%	3.3%*
2-Year College Enrollment	37.0%	Not Yet Available
4-Year College Enrollment	32.0%	Not Yet Available
Enrolled in a Career Pathway, Grades 9-12	76.8%	80.5%

\*Preliminary Data



The samples above are leading indicators. Such indicators also include student performance data from the Smarter Balanced Assessment Consortium (SBAC) exams, which are new exams used by the State of California for English and math. Official first-year, or baseline, data for these exams were not yet available from the state at the time of this publication.

## Stakeholder Engagement

The Long Beach Unified School District has longstanding structures in place for communication with stakeholders, or people affected by the school district and its daily work. With the LCAP, the school district has built upon these structures, integrating the state's eight priority areas and aligning with the district's **Strategic Plan, Academic and Career Success Initiative, Long Beach College Promise, No Child Left Behind Waiver** and other local programs and initiatives.

### • Ongoing Consultation

Stakeholder consultation is frequent, timely and meaningful. Various meetings have either standing LCAP agenda items or LCAP-related discussion topics.

### • Survey responses from more than:



45,000 students  
13,000 parents  
5,000 staff members

GROUP	STAKEHOLDER	FREQUENCY
Community	<b>LCAP Advisory Committee</b> An advisory group of more than 60 students, staff members, community partners and other stakeholders who make policy recommendations to the Board of Education.	Quarterly
Community	<b>Board of Education Workshops</b> Public meetings where the school board and staff engage in comprehensive discussions.	Quarterly
Community	<b>Select Events / Meetings with Partners</b> Feedback opportunities include the Students of Color Town Hall Meeting; the Mayor's My Brother's Keeper Summit; the Ministerial Alliance; the Long Beach College Promise; Leadership Long Beach; Every Student Matters group, etc.	Occasional
Parents	<b>District Community Advisory Committee</b> Meetings with families of Title I schools, School Site Council members and other parent leaders.	Monthly
Parents	<b>District English Learner Advisory Committee</b> Meetings with English Learner families and other parent leaders.	Monthly
Parents	<b>Concerned African American Parents</b> Meetings with African American families and parent leaders.	Monthly
Parents	<b>Superintendent's Parent Forum</b> Superintendent's standing meeting with parent representatives from each school.	Quarterly
Parents	<b>Elementary, Middle and High School Parent Forums</b> Similar to the Superintendent's Parent Forum, with an emphasis on specific grade levels.	Quarterly
Teachers/Staff	<b>Coffee with Chris</b> Superintendent's open meetings for employees.	Trimester
Teachers/Staff	<b>Teachers Association of Long Beach</b> Superintendent's standing meeting with the executive director of the teachers' union.	Monthly
Teachers/Staff	<b>California School Employees Association</b> Superintendent's standing meeting with CSEA.	Monthly
Students	<b>Superintendent's Student Advisory Committee</b> Superintendent's standing meeting with student representatives from each site.	New
Administrators	<b>Association of Long Beach Educational Managers and Confidential Employees</b> Superintendent's standing meeting with ALBEM.	Monthly
Administrators	<b>Principals and Assistant Principals</b> Districtwide meetings with site administrators.	Monthly

## Key Actions and Expenditures

Allocation Description	Budget
Hire additional psychologists	\$270,000
Restorative Justice (alternative discipline)	\$100,000
Male/Female Academies for at-risk youth	\$400,000
Provide support to English Language Learners and their families	\$1,200,000
Foster youth coordinator	\$200,000
Expand college and career readiness efforts at high schools, along with increased Advanced Placement and career technical education courses	\$5,000,000
Expand literacy support in non-high-need elementary and K-8 schools (literacy classrooms or specialist support)	\$2,300,000
Enhance the elementary school instrumental music program districtwide	\$3,000,000
Enhance nursing services districtwide based on student and site needs	\$1,600,000
Provide summer programs (high school level, including credit recovery and math bridge)	\$1,800,000
Support the North Long Beach Math Initiative	\$100,000
Provide support services for secondary schools to cultivate student engagement	\$4,945,000
GATE (gifted program) support	\$590,000
Parent involvement resources	\$300,000
Provide additional support to teachers, classified staff, managers and administrators	\$2,585,000

Allocation Description	Budget
Provide strategic and systematic assistance to schools (Board of Education initiatives)	\$1,000,000
Provide strategic and systematic assistance to schools (grade level office support)	\$650,000
Campus security and police support	\$2,600,000
Provide general support to schools to implement the LCAP (maintenance projects at sites)	\$370,000
College Board, PSAT, SAT, AP, MIND Research Institute and communication tools for students and parents (School Loop and ParentVUE)	\$2,175,000
Provide general support to schools in their efforts to implement the LCAP (teacher pension reform contributions)	\$9,000,000
Provide textbooks and instructional materials in alignment with Common Core	\$12,100,000
Provide resources for the replenishment of equipment and computers	\$2,500,000
Enhance the Early Learning Initiative	\$2,000,000
Provide teaching gardens to cultivate student engagement	\$350,000
Provide strategic, systematic assistance to schools (No Child Left Behind Waiver Hold Harmless Plan)	\$4,055,000
Student Advisory funds	\$245,000
Harmony Project music program for high-need students	\$200,000

## Recognition and Honors

- One of the top five school systems in the world – *nonprofit Battelle for Kids*
- Winner of the National Broad Prize for Urban Education
- 7 of the best high schools in America – *The Washington Post*
- 6 of America's top high schools – *U.S. News and World Report*
- 21 schools on the Campaign for Business and Education Excellence Honor Roll

- \$96 million in scholarships earned by the Class of 2015
- 7 National Blue Ribbon Schools
- 5 National Green Ribbon Schools
- Sports Illustrated's top high school in the nation
- 39 California Distinguished Schools
- ESPN's top high school in the nation
- Grammy-honored music programs



**LONG BEACH UNIFIED SCHOOL DISTRICT**  
Every Student, Every Day

1515 Hughes Way • Long Beach, CA 90810  
562-997-8000 • [www.lbschools.net](http://www.lbschools.net)